









PUMP ACCESSORIES GUIDE for Electric Submersible Pumps

Electric Submersible Pumps

	Float Switch	Sand Kit	Residue Kit	2" Straight Discharge	3" Straight Discharge
MODEL		Sand Kit ONLY 			
LB-480	TS-301				
LB-480A					
LB-800	TS-302				
LB-800A					
LB-1500	TS-303 (220V Only)			032-351-11	
HS2.4S	TS-301		HS-RK	032-214-11	
HSZ2.4S			HS-RK	032-214-11	
HSE2.4S			HS-RK	032-214-11	
HS2.75S	TS-302				032-160-11
HSZ2.75S					032-160-11
HS3.75S	TS-302			032-158-16	032-160-11
HSZ3.75S				032-158-16	032-160-11
HS3.75SL	TS-302			032-158-16	032-160-11
HSZ3.75SL				032-158-16	032-160-11
HSD2.55S	TS-301			032-214-11	
NK2-15	TS-304 (115V)/TS-303 (220V)	K15-SK			
NK4-22	TS-303	K22-SK			
NK3-22L	TS-303	K22-SK			
LSR2.4S	SLS-LSR32				
LSC1.4S	SLS-LSC20			032-426-18	

Electric Submersible Pumps (continued)

	2" Discharge Hose NPT	2" Discharge Hose Quick Connect	2" Quick Disconnect 'A'	3" Discharge Hose NPT	3" Discharge Hose Quick Connect	3" Quick Disconnect 'A'
MODEL						
LB-480	X	X	X			
LB-480A	X	X	X			
LB-800	X	X	X			
LB-800A	X	X	X			
LB-1500*	X	X	X	X	X	X
HS2.4S	X	X	X			
HSZ2.4S	X	X	X			
HSE2.4S	X	X	X			
HS2.75S	X	X	X			
HSZ2.75S	X	X	X			
HS3.75S				X	X	X
HSZ3.75S				X	X	X
HS3.75SL				X	X	X
HSZ3.75SL				X	X	X
HSD2.55S	X	X	X			
NK2-15				X	X	X
NK4-22				X	X	X
NK3-22L				X	X	X
LSR2.4S	X	X	X			
LSC1.4S						

* Standard discharge size is 2". 3" is optional.

PUMP ACCESSORIES GUIDE for Engine Pumps & Portable Generators

Engine Driven Pumps: Discharge Size 1" and 1 1/2"

	Wheel Kit	Lifting Bail	1" Mill Hose	1" Suction Hose NPT	1.5" Mill Hose	1.5" Suction Hose NPT	1" Lexan Nozzle	1.5" Lexan Nozzle
MODEL	PGWK-200X Wheel kit ONLY 	PGLB-1X Lifting Bail ONLY 	XHM1N50 	XHS1N20 	XHM15N50 	XHS15N20 	XHLN1N20 	XHLN15N20
TE2-25H			X	X				
THP-4070HA	X	X	X		X	X	X	X

Engine Driven Pumps: Discharge Size 2", 3", and 4"

	Strainer	Wheel Kit	Lifting Bail	2" Hose Kit NPT	2" Hose Kit Quick	2" Dis. Hose NPT 50'	2" Dis. Hose Quick 50'	2" Suc. Hose NPT 20'	2" Suc. Hose Quick 20'	2" Quick Disconnect 'A'	3" Hose Kit NPT	3" Hose kit Quick
MODEL		PGWK-200X Wheel kit ONLY 	PGLB-1X Lifting Bail ONLY 	XHK2RNPT 	XHK2RQC 	XXHS2D 	XHD2QC50 	XXHS2S 	XHS2QC20 	G200-A-AL 	XHK3RNPT 	XHK3RQC
TE3-50HA	Z047	X	X	X	X	X	X	X	X	X		
TE3-80HA	Z048	X	X								X	X
TE2-100HA	Z055	X	X									
EPT3-50HA	Z049	X	X	X	X	X	X	X	X	X		
EPT3-80HA	Z050	X	X								X	X
EPT3-100HA	Z051	X	X									
TD(E)6-200	Included	Included		X	X	X	X	X	X	X		
TD(E)6-300	Included	Included									X	X

Engine Driven Pumps: Discharge Size 2", 3", and 4" (Continued)

	3" Dis. Hose NPT 50'	3" Dis. Hose Quick 50'	3" Suc. Hose NPT 20'	3" Suc. Hose Quick 20'	3" Quick Disconnect 'A'	4" Hose Kit NPT	4" Hose kit Quick	4" Dis. Hose NPT 50'	4" Dis. Hose Quick 50'	4" Suc. Hose NPT 20'	4" Suc. Hose Quick 20'	4" Quick Disconnect 'A'
MODEL	XXHS3D 	XHD3QC50 	XXHS3S 	XHS3QC20 	G300-A-AL 	XHK4RNPT 	XHK4RQC 	XXHS4D 	XHD4QC50 	XXHS4S 	XHS4QC20 	G400-A-AL
TE3-50HA												
TE3-80HA	X	X	X	X	X							
TE2-100HA						X	X	X	X	X	X	X
EPT3-50HA												
EPT3-80HA	X	X	X	X	X							
EPT3-100HA						X	X	X	X	X	X	X
TD(E)6-200												
TD(E)6-300	X	X	X	X	X							

Portable Generators

	Wheel Kit	Lifting Bail
MODEL	PGWK-200X Wheel kit ONLY 	PGLB-1X Lifting Bail ONLY
TPG4-3000HDX	X	
TPG4-4500HDX	X	X
TPG4-6000HDX	X	X
TPG4-7000HDX	X	X
TPG4-7000HDXE	X	X